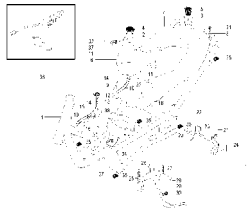
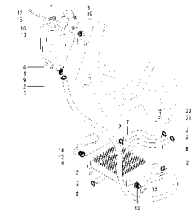
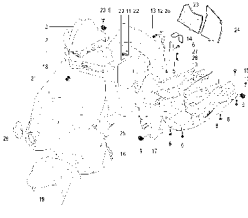
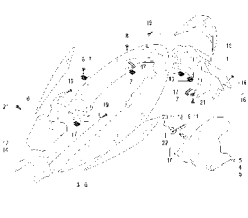
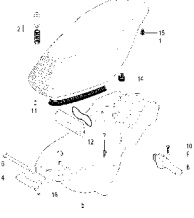
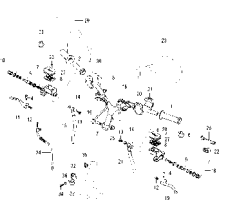
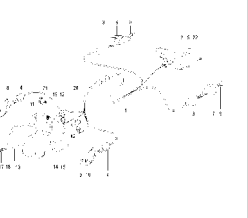
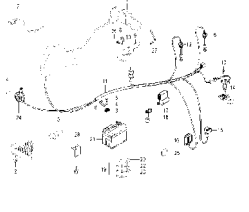
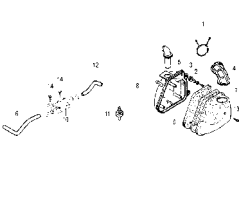

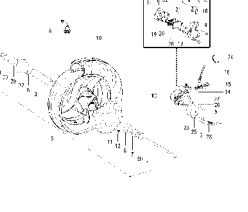
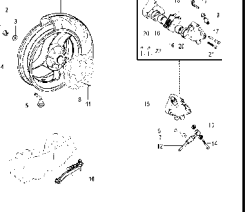

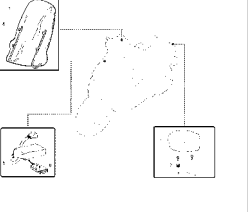




# PHANTOM F 12 R-50 L.C. KAT EURO 2 ('07/'08 - ZJM 82)

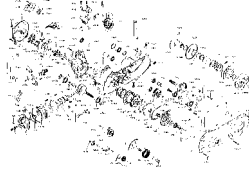



## INDICE TAVOLE TELAIO

TAV. A 	TAV. B 	TAV. C 	TAV. D 	TAV. E 	TAV. F 	TAV. G 
TAV. H 	TAV. I (1) 	TAV. L 	TAV. M 	TAV. N 	TAV. OO 	TAV. O 

## FRAME - INDEX OF THE TABLES

## INDICE TAVOLE MOTORE

TAV. R 	TAV. R 2 					
---	---	--	--	--	--	--

## ENGINE - INDEX OF THE TABLES















































































